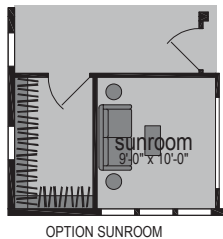


The Genesis

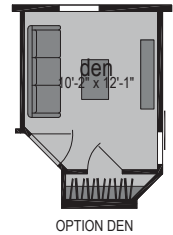
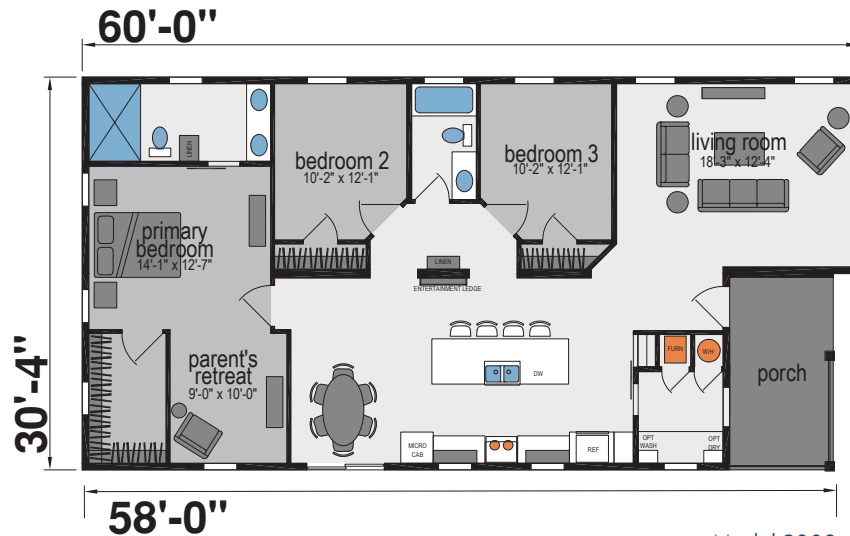
Three Bedroom
Two Bathroom
1,670 Sq. Ft.



OPTION SUNROOM



OPTION OFFICE



OPTION DEN



SKYLINE®

The Genesis

STANDARD FEATURES

Construction

- 8 1/2' Sidewall
- Flat Ceilings Throughout
- 2x6 Exterior Wall
- 3/12 Roof Pitch
- 5/12 Roof Pitch
- 30 lb. Roof Load
- Detachable Hitch
- Thermal Zone II
- Insulation R 19-19-11

Exterior

- LP® Lap Siding
- OSB Sheathing on Sides & Ends
- 30-Year Roof, Architectural Shingles
- 36" 4-Light Fiberglass Front Door
- Sliding Glass Door STD per Floorplan
- Single-Hung Low-E Windows
- 8' Half Porch w/ Rebar Rails

Heating/Utility

- Electric Furnace
- Full Perimeter Heat Ducts w/ Crossovers
- 40-Gallon Electric Water Heater
- Plumb for Washer
- Wire for Dryer
- Wire Shelving above Washer and Dryer

Plumbing/Electrical

- 200 Amp Service
- LED Throughout (Except Pendants & Ceiling Fans)
- Exterior GFCI Receptacle
- Whole House Water Shutoff
- Water Shutoffs at All Fixtures
- DWV & Water Supply Plumbed into Drop(s)

Interior

- Linoleum Entry
- 13 oz. Mohawk® Carpet
- 1/2 Rebond Carpet Pad
- Tack Strip & Carpet Bar
- Tape & Texture Throughout
- 3 5/8" Crown Molding
- 5 1/4" Base
- Window & Door Lip Molding w/ Styled Window Jambs

Kitchen

- Tall Cabinets
- Flat Panel Cabinet Doors
- Hardwood Cabinet Styles
- Soft Close Door Hinges
- Soft Close Drawer Guides
- Adjustable Shelf in Cabinets
- Self-Edge HPL Countertop
- Full Height Ceramic Backsplash
- Stainless Steel Farm Sink with Essen Industrial Faucet
- Single-Lever Kitchen Faucet w/ Spray
- 3" Stile Cabinet Trim


Appliances

- 21 Cu.Ft. Refrigerator Stainless Steel Whirlpool®
- 30" Stainless Steel Electric Range
- 30" Stainless Steel Canopy Rangehood
- 4-Cycle Stainless Steel Dishwasher
- Built-in Microwave


Bath Features

- Flat Panel Wood Cabinet Doors
- Hardwood Cabinet Styles
- 4-Drawers Bank
- Ceramic Backsplash
- 1-Piece Fiberglass Tub/Shower in Guest Bath
- 4x6 Duma Wall Shower w/ Glass door
- Self-Edge HPL Countertop
- China Lavatory Bowls
- Single Lever Lavatory Faucets
- Elongated China Commodes

Due to continuous product development and improvement, prices, specifications, and materials are subject to change without notice or obligation. Square footage and other dimensions are approximate. Exterior images may be artist renderings and are not intended to be an accurate representation of the home. Renderings, photos and floor plans may be shown with optional features or third-party additions.



SEE MORE BROCHURES



VISIT US ON
FACEBOOK

SKYLINE®